

Student's Name _____

Teacher's # _____ Branch _____

Score: _____ (Check one): *passed* _____ *needs more study* _____

Total Perfect Score = 90 Passing Score = 63 (70%) Convention Eligibility = 72 (80%)

Keyboard
2

Certificate of Merit



Musical Knowledge Examination

Keyboard: Level 2

2006 Edition

Ear Training – Set B

1. Name these keys. (6 points)

_____ Major _____ minor _____ Major _____ Major _____ Major _____ Major

2. Add the sharps (#) or flats (b) needed to form the following scales. (5 points)

D Major

a minor, harmonic form

E Major

G Major

Bb Major

3. Name these intervals: 2nd, 3rd, 4th, 5th, 6th, 7th, or 8th (octave). (7 points)

2nd
(example) _____

4. Name each triad. Tell if it is Major or minor. The first one is given. (10 points)

C Major
(example) _____

5. Write the primary triads for these keys. (6 points)

F Major

I IV V

C Major

I IV V

6. Match these Roman numerals with their names. (3 points)

- | | |
|----------|----------------|
| _____ I | a. Subdominant |
| _____ IV | b. Dominant |
| _____ V | c. Tonic |

7. Label these triads with their Roman numerals. (5 points)

D Major

G Major

F Major

8. Match these cadences with their names. (3 points)

a. _____ authentic cadence

b. _____ half cadence

c. _____ plagal cadence

9. Add three barlines to complete this rhythm. (3 points)

10. Add one note to each measure to complete this rhythm. (4 points)

11. Write counts under the notes for this rhythm. (4 points)

12. Match each rhythm with its time signature. (4 points)

___ $\frac{6}{8}$

a.

___ $\frac{3}{4}$

b.

___ C

c.

___ $\frac{2}{4}$

d.

13. Match these signs and terms with their definitions (5 points)

- | | |
|----------------------|-----------------------------|
| a. <i>andante</i> | _____ gradually softer |
| b. <i>diminuendo</i> | _____ moderate tempo |
| c. <i>moderato</i> | _____ a sudden sharp accent |
| d. <i>allegro</i> | _____ walking tempo |
| e. <i>sfz</i> | _____ fast quick |

14. Check the term that describes the melody in each of these phrases. (2 points)

Melody A.

- _____ sequence
_____ repetition



Melody B.

- _____ sequence
_____ repetition



15. Check the dynamic mark that is softest. (1 point)

- _____ *p*
_____ *ppp*
_____ *pp*

16. Check the dynamic mark that is loudest. (1 point)

- _____ *fff*
_____ *f*
_____ *ff*

Allegro a. 2 3 c. 4

5 6 7 8

e.

Answer these questions about this music, from *Little March* by Mozart. (12 points)

17. According to the key signature, in what Major key is this music? ___ Major
18. How many beats are in each measure? ___
19. What type of note receives one beat? Check (✓) the answer.
-
20. What tempo should the music be?
- fast

slow

medium
21. Name the boxed chord in measure 4 with its root (letter name) and quality (Major or minor).

22. Name the shaded intervals.
- a. ___

b. ___

c. ___

d. ___

e. ___
23. What do the dots over the notes in measures 5 and 6 mean?
- detach the notes

connect the notes
24. What term describes the melody in measures 5-6?
- repetition

sequence

EAR TRAINING EVALUATION

This is your Level 2 ear training evaluation. Listen to each question and its musical example.
Circle your answer. Each example will be played two times. (9 points)

1. Major



minor



2. Legato touch

Staccato touch


3. Major




minor



4. Major



minor




5. Second



Sixth



6. Third



Seventh



7. A.



B.



8. A.



B.



9. Piano to Forte

Forte to Piano